



LEHENGOTAK, S.A.



PFA Tubing

A Range of Tubing Suitable
for the Most Aggressive Environments
and Demanding Applications

aerospace
climate control
electromechanical
filtration
fluid & gas handling
hydraulics
pneumatics
process control
sealing & shielding



LEHENGOTAK, S.A.

ENGINEERING YOUR SUCCESS.



PFA TUBING

Food industry

Semiconductor

Chemical industry

Electrical/Electronics

Medical/Pharmaceutical

Aircraft



Biotechnology

Fuel cells

Oil/Gas industry

UV sterilization

Laboratory

Automotive

Cryogenics

Die cooling systems

A Comprehensive Range of PFA Tubing for Perfect Adaptability

- High purity grade PFA for our clear tubing to cover all applications
- Standard grade PFA for our coloured tubing for circuit identification and special requests
- Antistatic grade PFA for our black tubing to prevent all electrostatic discharges

PFA: Extreme Versatility for all Technical Applications

- A flexible alternative to stainless steel tubing
- Chemical inertia offering the most extensive solvent resistance
- Broad range of working temperatures, from cryogenic to extremely hot
- Non-stick properties to allow the conveyance of numerous fluids and gases
- Outstanding resistance to ageing
- The lowest gas and fluid permeability for safer use
- Non-flammable
- UV-transparent
- Clear tubing has unsurpassed purity with ability to withstand repeated flexing and resist stress cracking



LEHENGOMAK, S.A.

> Technical Characteristics

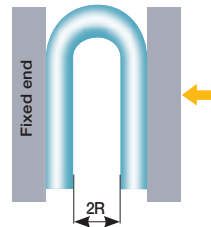


Suitable Fluids / Applications	Medical, food, gas and compressed air
Working Pressure	Vacuum to 36 bar (diam. 4 mm at +20°C)
Working Temperature	-196°C to +260°C
Material	PFA (Perfluoroalkoxy): <ul style="list-style-type: none"> • High purity grade PFA • Standard grade coloured crystal PFA • Antistatic grade PFA*

*Available on request only

> Dimensions

Ø (mm)		Wall Thickness (mm)		Max. Ovality (mm)	Min. Bend Radius@ +23°C (mm)
O.D.	Tolerances	e	Tolerances		
4	± 0.10	1.0	+ 0.10 - 0.05	0.2	12
6	± 0.10	1.0	+ 0.10 - 0.05	0.2	34
8	± 0.10	1.0	+ 0.10 - 0.05	0.2	60
10	± 0.15	1.0	+ 0.10 - 0.05	0.2	95
12	± 0.15	1.5	+ 0.15 - 0.07	0.3	120



Measurement method of the bending radius: Bend the tube into the U-form at a temperature of +20°C (+/- 3°C). Hold one end and close loop gradually up to 2R measurement between both ends.

> Performances and Regulation Compliances



To calculate burst measurements, the values in this graph should be multiplied by 3.

Close tolerance to perfect sealing with Parker Legris fittings based on NF E49-100.

With compression fittings, a ferrule must be used.

Medical Regulations

- USP Class VI (A)
External communication devices

Industrial Regulations

- DI: 2006/42/EC (Machinery directive)
- UL 94 - V0
- DI: 2002/95/EC (RoHS)
- DI: 97/23/EC (PED)
- RG: 1907/2006 (REACH)

Food Regulations

- FDA: 21 CFR 177.1550 (clear, coloured crystal)
- RG: 1935/2004

(A) high purity PFA







> Packaging







TubePack® advantages:







- Compactness: optimized sizes
- Protection against dust: airtight plastic bag
- Easy to stock, to use and to identify



> References and Dimensions

Length: 10 m								
O.D. tube mm	I.D. tube mm	Minimum bend radius for tube at ambient temp. (in mm)	 clear HP* PFA	 antistatic**	 crystal	 crystal	 crystal	 for 10 m
4	2	12	1010T04P00	1010T04A01	1010T04P12	1010T04P13	1010T04P14	0.087
6	4	34	1010T06P00	1010T06A01	1010T06P12	1010T06P13	1010T06P14	0.237
8	6	60	1010T08P00	1010T08A01	1010T08P12	1010T08P13	1010T08P14	0.410
10	8	95	1010T10P00	1010T10A01	1010T10P12	1010T10P13	1010T10P14	0.723
12	9	120	1010T12P00	1010T12A01	1010T12P12	1010T12P13	1010T12P14	1.148

Length: 50 m								
O.D. tube mm	I.D. tube mm	Minimum bend radius for tube at ambient temp. (in mm)	 clear HP* PFA	 antistatic**	 crystal	 crystal	 crystal	 for 50 m
4	2	12	1050T04P00	1050T04A01	1050T04P12	1050T04P13	1050T04P14	0.435
6	4	34	1050T06P00	1050T06A01	1050T06P12	1050T06P13	1050T06P14	1.185
8	6	60	1050T08P00	1050T08A01	1050T08P12	1050T08P13	1050T08P14	2.050
10	8	95	1050T10P00	1050T10A01	1050T10P12	1050T10P13	1050T10P14	3.615
12	9	120	1050T12P00	1050T12A01	1050T12P12	1050T12P13	1050T12P14	5.740

Length: 100 m								
O.D. tube mm	I.D. tube mm	Minimum bend radius for tube at ambient temp. (in mm)	 clear HP* PFA	 antistatic**	 crystal	 crystal	 crystal	 for 100 m
4	2	12	1100T04P00	1100T04A01	1100T04P12	1100T04P13	1100T04P14	0.870
6	4	34	1100T06P00	1100T06A01	1100T06P12	1100T06P13	1100T06P14	2.370
8	6	60	1100T08P00	1100T08A01	1100T08P12	1100T08P13	1100T08P14	4.100
10	8	95	1100T10P00	1100T10A01	1100T10P12	1100T10P13	1100T10P14	7.230
12	9	120	1100T12P00	1100T12A01	1100T12P12	1100T12P13	1100T12P14	11.480

*HP: High Purity

** : available upon request

> Custom Services

■ Marked Tubing

Custom laser scribing on clear version for:

- 100% batch traceability
- Identifying chemical names
- Brand/Private labels

Parker Legris has a policy of continual product development and therefore reserves the right to modify products shown in this catalogue. Please treat all dimensions therefore as indicative.

Parker Legris Connectic offers a comprehensive range of connection solutions ; please consult our general catalogue or visit www.legris.com or www.parkerconnectic.com.